



FEATURES

主要特征

- This series have many types 继电器系列范围广.
- High switching capability 触点切换能力强.
- 1 Form A or 1 Form C 一组常开或一组转换.
- Environmental friendly product (RoHS compliant) 符合环保要求(符合RoHS)
- Outline Dimension: (19x15.5x15)mm 外形尺寸: (19x15.5x15)mm
- Applied range: Electric equipment、UPS、air-condition、machine tool、household electrical appliances、sound equipment、security alerting system、TV controller and many other automatic control circuit
应用范围: 电器设备、UPS、空调、机床、家电、音响、安全报警系统和TV控制等自动控制电路.

CONTACT DATA

触点参数

Contact form 触点形式	1H, 1D, 1Z (1A, 1B, 1C)
Contact resistance 接触电阻	100mΩ Max (initial)
Contact material 触点材料	Ag Alloy 银合金
Contact rating (Res. load) 触点负载(阻性)	1H: 15A/125VAC 1Z: 7A 250VAC/28VDC 1A: 15A/125VAC 1C: 7A 250VAC/28VDC
最大切换电压 Max. switching volt	250VAC/30VDC
最大切换电流 Max. switching current	250VAC 7A/125VAC 15A
最大切换功率 Max switching power	1750VA/196W
机械寿命 Mechanical life	1x10 ⁷ 次OPS
电耐久性 Electrical endurance (15次/分钟OPS/min)	1x10 ⁵ 次OPS

COIL线圈参数

Rated coil power 额定线圈功率: 0.36W (48VDC: 0.51W)

CHARACTERISTICS

性能参数

Insulation Resistance 绝缘电阻	When test voltage is 500VDC 测试电压为500VDC时	1000MΩ Min
Dielectric strength 介质耐压	Between coil & contacts 触点与线圈间	1500VAC 1min
	Between open contacts 断开触点间	1000VAC 1min
Operate time (at rated volt.) 吸合时间(额定电压下)		≤ 10ms
Release time (at rated volt.) 释放时间(额定电压下)		≤ 5ms
Shock resistance 冲击	Functional 稳定性	98m/S ²
	Destructive 强度	980m/S ²
Vibration resistance 振动	Double-amplitude, Frequency: 10Hz to 55Hz 双振幅, 频率: 10~55Hz	
Humidity 湿度	95% (+40°C)	
Ambient temperature 温度范围	-40~+85°C	
Termination type 引出端方式	PCB	
Weight 重量	Approx 11g	
Construction 封装方式	Shell type 密闭式	

Notes: (1) The data shown above are initial values.

备注: (1) 上述值均为初始值。

ORDERING INFORMATION

订货标记示例

JZC-22FY/ 12VDC 1H

Contact form 1H: 1 Form A. 1D:1 FormB 1Z: 1 Form C
触点形式 1H: 一组常开 1D:一组常闭 1Z:一组转换

Coil volt:5, 6, 9, 12, 18, 24, 36, 48VDC
线圈电压: 5, 6, 9, 12, 18, 24, 36, 48VDC

Type 继电器型号

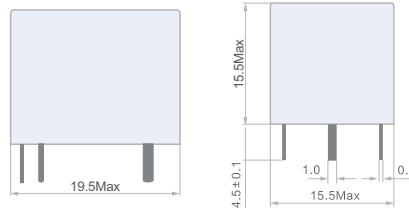
OUTLINE DIMENSIONS, WIRING DIAGRAM AND PC BOARD PCB Layout

外形图、接线图、安装孔尺寸

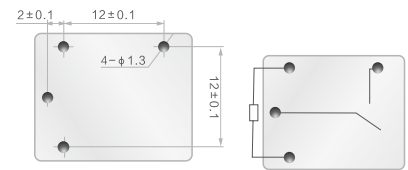
Outline dimension diagram: 外形尺寸图 Unit 单位: mm

●PCB Type 印制板式

JZC-22FY
□□□□□1H



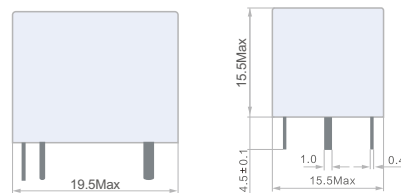
Outline dimension diagram
外形尺寸图



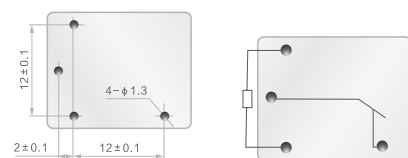
PCB Layout(Bottom View)
脚位图

Circuit diagram
线路图

JZC-22FY
□□□□□1D



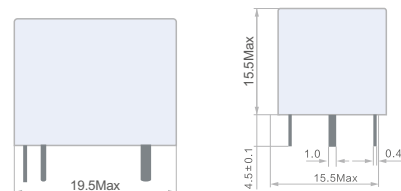
Outline dimension diagram
外形尺寸图



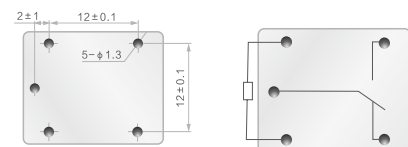
PCB Layout(Bottom View)
脚位图

Circuit diagram
线路图

JZC-22FY
□□□□□1Z



Outline dimension diagram
外形尺寸图



PCB Layout(Bottom View)
脚位图

Circuit diagram
线路图

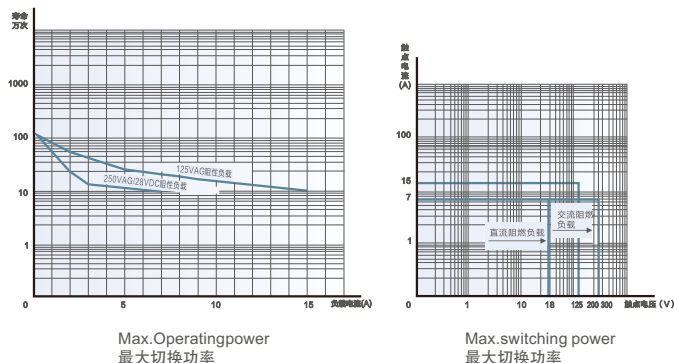
COIL DATA(20℃)

线圈规格

Rated volt VDC 额定电压	Pick-upvolt. VDC 动作电压	Drop-outvolt. VDC 释放电压	Max.Allowable volt.VDC (85℃) 最大电压	Coil Resistance $\Omega \pm 10\%$ 线圈直流电阻
5	≤ 3.8	≥ 0.5	6	70
6	≤ 4.5	≥ 0.6	7.2	100
9	≤ 6.8	≥ 0.9	10.8	225
12	≤ 9.0	≥ 1.2	14.4	400
18	≤ 13.5	≥ 1.8	21.6	900
24	≤ 18	≥ 2.4	28.8	1600
36	≤ 27	≥ 3.6	33.2	2540
48	≤ 36	≥ 4.8	57.6	4500

CHARACTERISTIC CURVES

性能曲线图



Disclaimer: This product catalog is just for customers' reference. Product constantly update, all the specifications are subject to change without notice.

声明: 本产品目录仅客户参考选型。产品不断更新, 若有更改, 不再另行通知!